

Program : Self Support sea kayaking expedition.

Intensity: Very active

Location: CHILE – Northern Patagonia

Experience required: None

The best way to discover northern Patagonia Pumalin Park.


Pumalin park project began in the early 1990's when Douglas Tompkins bought the first land here. The aim of the project was to protect the area from wood chipping and other human activities who could put in trouble this incredibly rich reserve of the biosphere. Years after that the private park was designated by Chilean state a Nature Sanctuary in Chile offering more protection and recognizing the huge work Tompkins did in conservation to build up the world's most prolific land preservation project with a total of 2.2 million acres around Chilean Patagonia.

What better than our human propelled kayaks to discover this amazing region and pay tribute to the conservation project.

The trip is a true wilderness expedition and brings us to remote places along the Patagonian fjords. We will set our days according to tides and winds patterns along the way.

Lodging will be alternating comfortable hotel, remote camp spots and family based camping.

If you are not an experienced kayaker keep reading, we will outfit you with a fast and stable tandem kayak and you will become experienced after these 6 days with us... you are experienced? Ask for our single kayaks available with skegs or rudders.



Day 0 : Meeting in Puerto Varas

We meet in the afternoon in Puerto Varas for a cup of coffee and a pre trip meeting, this is the last option to buy forgotten items and to clear last questions you can have.

Time around the map and we give you the dry bags to carry your gear during the following days.

Day 1 : On our way to Patagonia.

We drive at 6am from Puerto Varas and get in our first ferry on the austral highway.

We will reach the Comau fjord during the morning and we pack up our kayaks just before lunch on the shore.

Today is a short day of paddling, between 2 and 3 hours in relatively protected waters.

We reach Ilancahue island and our hotel for tonight.

After checking in what better than soaking in the hotsprings in front of the sea to relax and get into the trip.

A pisco sour on the deck before dinner at the hotel's restaurant.

Night at the hotel.

B/L/D

Day 2 : Fjord crossing

We will surely be the first people awake at the inn, a good breakfast and we get to the kayaks to be on the water at sunrise.


Our crossing today is a bit more exposed than yesterday and we want to be on the water in time. Our schedule will also be set on the tide table.

We paddle towards the Southeast until reaching the narrow entrance of the Quintupeu fjord. Impressive steep and high walls await us at the entrance of the fjord. The Andes and its native forest gets to meet with the Pacific and this is a great moment to paddle in the heart of this landscape.

Lunch at camp. Afternoon is spent showering under an amazing waterfall and we also take the chance to paddle further in the fjord to spot another beautiful cascade and shoot incredible pictures.

Night Camping.

B / L / D



Day 3 : Cahuelmo hot springs.

We get on the water very early and have everything packed before sunrise.

The first hour of paddling will have us getting out of Quintupeu fjord until reaching Comau.

We will bring energy bars on the decks of our kayaks as we want to make most of the miles today before lunch time.

There are very few options where to land and the entrance of the next fjord : Cahuelmo is where we want to be early. The fjord entrance is protected by steep granite walls.

The fjord entrance is also place of an incredible sea lions colony, we have hundreds of sea lions staring at us and screaming loudly in front of our strange boats.

A bit more of paddling and we finally reach the end of the fjord and our campsite.

At Cahuelmo the pools have been craved on the river bank and this is an amazing place where to relax and enjoy the sunset soaking in thermal hot water.

Night in tents

B / L / D



Day 4 : Huinay.

We are used to early packing by now, and are again on the water before sunrise.

The Comau is now narrower and views are amazing.

Our goal for today is to reach the minuscule village of Huinay.

On the bank of the river of the same name a handful of families have been living here for generations between the granite rocks and the Ocean. In 1998 the Fundacion San Ignacio del Huinay established on the shores of the fjord to promote scientific work. Research has been going on new marine species and cold water corals.

We will get to know a bit better the project of the "fundacion" by reaching their visitor center.


The Fundacion Huinay has a great impact on the lives of inhabitants of the village as they have been bringing electricity and internet access to the families and the school. At the same time some of the scientists participate at school work.

Our camp for tonight is on the river bank on a private property a family has been managing to transform in camp site.

Dinner is cooked by the family and we might enjoy some fresh catch.

Night camping

B / L / D



Day 5 : Porcelana

Another early start, in what is maybe the prettiest part of the main fjord, granite peaks all around us, snow on the top and sea life accompanying us on the way.

We have a major crossing of the main fjord today and this is an interesting work on route planning considering winds and tides as always.

Our aim is to reach Porcelana cove almost at the southern end of the fjord.

When we arrive there we set up camp one more time and then walk to what is described by some people (our Australian sea kayak guide Michelle among them) the most beautiful hot springs in the world...


Lying in the woods and beside a lovely creek there is a river of hot water meandering between pools inviting to soak in.

An amazing spot for sure.

Tonight dinner is a salmon barbeque with the local family that leaves here year round.

Overnight in tents.

B / L / D



Day 6 : End of the trip

We do not have to but I recommend an early wake up so we can soak a bit more in the springs before breakfast.

Then we load one more time our kayaks and keep paddling south towards Leptepu where the fjord ends. This will take us one our in our kayaks and this is where we meet the ferry that sails back to Honorpiren.

This is a complete team work to get the kayaks on the ferry and then getting changed and ready for the launching.

After 3 ½ hours we reach Hornopiren and the local “cocineria” where we have lunch.

We drive back to Puerto Varas in the evening.

End of our services.

B / L

PS : We recommend to have overnight either in Puerto Montt or Puerto Varas instead of a flight from Puerto Montt this same day.





KAYAK PUMALIN

What's included :

- The best Expedition kayaks available, single and tandem Kayaks : Wilderness Systems Northstar & Tsunami & Tempest. Necky Kayaks Looksha T. No boat is older than November 2015.
- Meals as described (B for breakfast – L for lunch box – D for dinner). Vegetarian and gluten free options are available on demand.
- Nights in B&B and camping as described
- Private transportation during the whole trip.
- Bilingual guides.
- Complete technical gear (wet suits, dry suits, kayak, paddles etc...)
- Safety / communication equipment.
- Boat and Van transfers

What's not included :

- Flights from and to Santiago
- Personal insurance
- Personal equipment
- All other services NOT mentioned in the program

Packing list :

Activity	What we provide
Kayaking	<ul style="list-style-type: none"> - Dry suits (in case of non availability in your size we provide wetsuits) - Homologated uscg pfd - Spray skirts - Dry bags - Tents - Collective cooking and camping gear - Collective FA kit - Radio or Sat Phone

What to pack :

On the water :	Camping :	At Camp :
<ul style="list-style-type: none"> - sneakers that will get wet - swim suit - neoprene or wool hat and wool or thermal buff - sun cap or hat - sun glasses – sun blocker - heavyweight thermal underwear (2 long sleeves and 1 legs) - thermal socks to wear inside the dry suit - lightweight thermal gloves - water bottle 	<ul style="list-style-type: none"> - sleeping bag - sleeping pad - head lamp - personal first aid - silverware 	<ul style="list-style-type: none"> - low cuts hiking shoes - 1 hiking pants - 1 rain pants - 2 long leg thermal underwear - 2 long sleeves thermal T Shirts - 1 fleece/polar jacket - 1 rain jacket - warm wool or thermal beanie - gloves – underwear – socks – t shirts - towel

We will be paddling on our own so we thank you for having that in mind at the moment you pack for your trip.

Any comment or question throw us a line at info@kokayak.cl